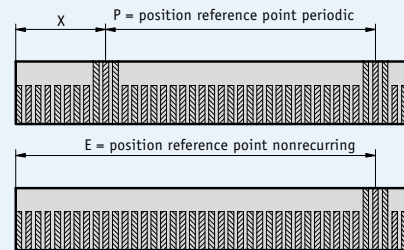
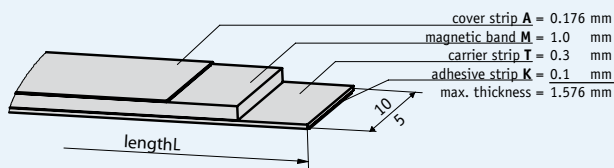


Magnetic Band MB500

Incrementally coded scale, pole length 5 mm

Profile

- Easy adhesive mounting, self-assembly possible
- Pole length 5 mm
- System accuracy up to 50 μm



Reference points (all details in m)

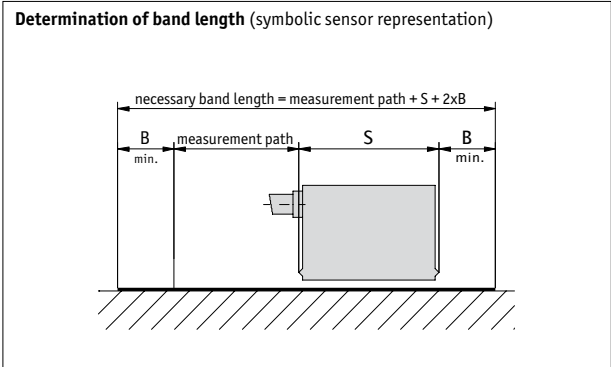
X	0.05
P	0.2, 0.5
E	0.05, 0.1, 0.2, 0.5, 0.9, 1.3, 2.0

Mechanical data

Feature	Technical data	Additional information
Pole length	5 mm	
Measuring length	infinite	
Band width	10 mm 5 mm	
Thickness	1.4 mm	without cover strip
Accuracy class	50 μm or 100 μm	
Temperature coefficient	$(11 \pm 1) \times 10^{-6}/\text{K}$ $(16 \pm 1) \times 10^{-6}/\text{K}$	spring steel stainless steel
Operating temperature	-20 ... +70 °C	
Storage temperature	-40 ... +70 °C	
Humidity	100 % rh	condensation permitted
Mounting type	glued joint	pre-assembled double-sided adhesive strip
Cover strip material	stainless steel	

Order

The necessary band length is calculated as follows:
 Measured path + sensor length "S" + (2 x lead-in and lead-out "B"). Sensor length "S" refer to the drawing of the employed sensor, lead-in and lead-out "B" = 10 mm.



Order table

Feature	Order data	Specifications	Additional information
Width	10	A in mm	
	5	A in mm	
Accuracy class*	0.1	B 0.1 mm	
	0.05	B 0.05 mm	only with width 10 mm
Carrier strip	St	C steel	
	VA	C stainless steel	only with width 10 mm
Length	...	D 0.1 ... 90 m, in steps of 0.1 m	Order information, see "Determination of band length"
Adhesive carrier strip	TM	E with	
	TO	E without	
Cover strip	AM	F with	stainless steel
	AO	F without	
Width of cover strip	10	G in mm	
	5	G in mm	
Reference point	O	H without	
	E	H one-time	only with width 10 mm
	P	H periodic	only with width 10 mm
Position of reference point E one-time	...	I 0.05, 0.1, 0.2, 0.5, 0.9, 1.3, 2.0	indicate only if reference point E was selected
or			max. 5.0 m
Position of reference point P periodic	...	I 0.2, 0.5	indicate only if reference point P was selected
			others on request

Order code

MB500 - - - - - - - - -

Scope of delivery: MB500, User information

Accessories:

Profile rail PS Page 182
 Protective strip SB Page 183
 Cover rail PS1 Page 181

Additional information:

Short Description, Technical Details Page 46 cont.
 Product Overview Page 4 cont.